



PAR EXCELLENCE ACADEMY

2020-2021

ANNUAL REPORT

Health, Harmony and Service



1350 Granville Rd
Newark, Ohio 43055
740-344-7279

parexcellenceacademy.org

Choose Excellence!

MISSION STATEMENT

To educate students who are independent seekers and constructors of knowledge because 'We care!'

Par Excellence Academy Executive Board Members 2020-2021

Edwina McIntyre - Board President
Gary Krinn, Vice President
Rev. Dr. Charles Noble - Emeritus
Panagiotis Fanaritis
Jerry Nethers
Rev. Dr. Michael A. Noble Sr., Emeritus
Jon Wagner
Donna Shaw
Jim Trifelos

Gisele James, Superintendent
Jeffrey Hollern, Principal
Dave Massa, Treasurer, Massa Solutions, LLC

School Vision

Educating families for life. Establish an academic center of excellence. To educate and inspire young people from a very early age. To be an academy offering innovative and challenging programs and initiatives to assist both child and parent.

Enrollment 2020-2021

In the 2020-2021 school year of operation, Par Excellence Academy began with an enrollment of 318. The end of the school year there were 245 students enrolled.

Districts represented during the 2020-2021 school year:

Heath City School District
Lakewood Local School District
Newark City School District
North Fork School District
Southwest Licking School District

Par Excellence Academy is a statewide open enrollment community school.

OPERATIONS

STAFF 2020-2021

TEACHERS

Percentage of teachers with at least a Bachelor's Degree	100.0
Percentage of teachers with at least a Master's Degree	39.0
Percentage of inexperienced teachers	48.0
Percentage of inexperienced principals	0.0
Percentage of teachers who are not teaching in the subject or field for which the teacher is certified or license	0.0
Percentage of teachers teaching with temporary or conditional credentials	0.0
Lead or Senior Teachers	0.0

EDUCATORS

Number State Avg per 1000 students

General Education Teachers	13.4	47.3
Career-Technical Teachers	0.0	1.1
Special Education Teachers	3.0	13.7
Teacher Aides	5.0	14.3
Gifted Intervention Specialists	0.0	0.6
Fine Arts Teachers	0.0	0.0
Music Teachers	0.0	3.0
Physical Education Teachers	1.0	3.6
ELL Specialists	0.0	0.4

TEACHER EVALUATIONS

Teacher evaluations were conducted throughout the school year by the superintendent and principal.

STUDENT ACADEMIC SUCCESS

52.3% of student population scored proficient or higher on State AIR testing, with 30.9% scoring accelerated or advanced

100% of third graders met the "Third Grade Reading Guarantee" requirements for promotion to the 4th

- grade.
- V The 20-21 sixth grade class made “significant more progress” than expected based on statewide growth expectations.
- V Par Excellence Academy students with disabilities exceeded state expectations by 9% in English Language Arts and met the state expectation in Math.
- S Par Excellence Academy provided 100% of our student’s hardware device on which to complete schoolwork at school and at home learning.

ACADEMIC GOALS

- S Score over 80% in all subject areas
- S Maintain 21st Century Grant

WELLNESS AND PHYSICAL EDUCATION

The extent to which students are successful in meeting the benchmarks contained in Ohio’s physical education standards	Moderate Success
Compliance with the federal requirement for implementing a local wellness policy	✓
Elected to administer BMI screening	
Participation in Physical Activity Pilot Program	

- Staff CPR Classes were held in September and November 2020
- RSVP classes for 5th grade were held May 2021

STUDENT/TEACHER RATIOS

13 students/teacher

Par Excellence Academy Staff Update - 35

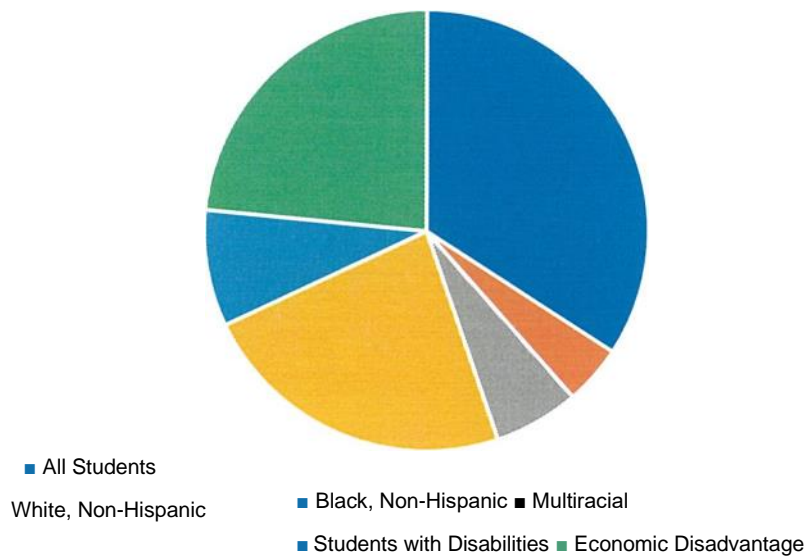
- Superintendent - 1
- Principal - 1
- Special Education Coordinator - 1
- Secretary - 1
- Administrative Assistant - 1
- Teachers - 12
- Intervention Specialist - 2
- Building Substitute - 2
- Title - 2
- Paraprofessionals - 8
- Health Aide - 1
- Maintenance Supervisor - 1
- Technology Assistant- 1
- Federal Lunch Program - 1
- Community and Staff Liaison - 1

STUDENTS/ENROLLMENT

Enrollment Number Percentage

All Students	252	
American Indian or Alaskan Native	NC	NC
Asian or Pacific Islander	NC	NC
Black, Non-Hispanic	32	12.8
Hispanic	NC	NC
Multiracial	46	18.4
White	171	68
Students with Disabilities	63	24.8
Economic Disadvantage	173	68.8
English Learner	NC	NC
Migrant	NC	NC

Enrollment

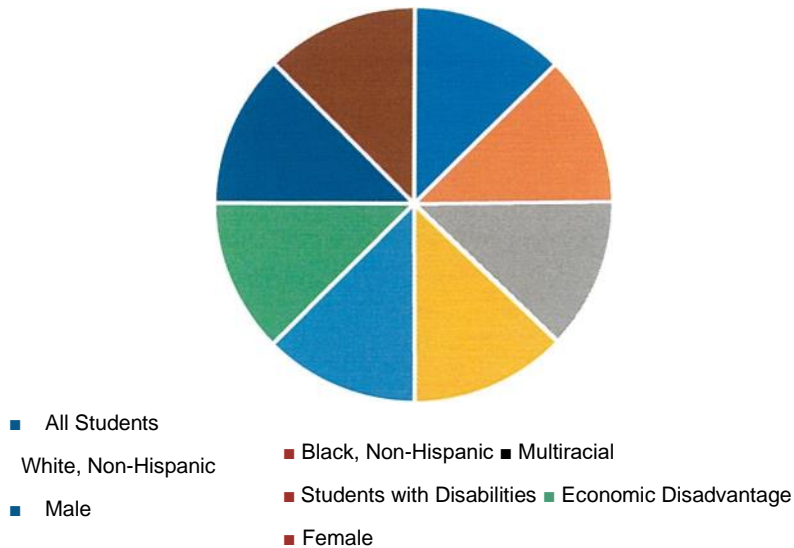


ATTENDANCE

Attendance Rate

All Students	92.8%
American Indian or Alaskan Native	NC
Asian or Pacific Islander	NC
Black, Non-Hispanic	91.4%
Hispanic	NC
Multiracial	92%
White, Non-Hispanic	93.4%
Students with Disabilities	93.5%
Economic Disadvantage	93.1%
English Learner	NC
Migrant	NC
Male	93.3%
Female	92.3%

Attendance

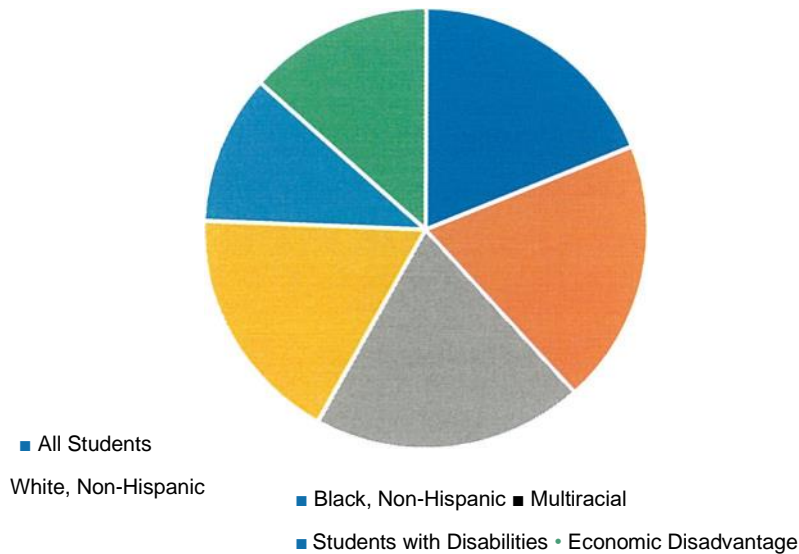


MOBILITY

District Mobility

All Students	16.2%
American Indian or Alaskan Native	NC
Asian or Pacific Islander	NC
Black, Non-Hispanic	16.7%
Hispanic	NC
Multiracial	17%
White, Non-Hispanic	15.1%
Students with Disabilities	9.4%
Economic Disadvantage	11.6%
English Learner	NC

District Mobility



CURRICULUM

Curriculum K-6th grade assessments continue to be developed and up-dated for grade level content areas. A standards-based report card is utilized to reflect student expectations. Curriculum development is done with strong teacher leadership and Administration using State Common Core Standards as a guide.

GROWTH TRACKING

Continue to be top 10% of Ohio Community Schools

FINANCIAL

FY20 FINANCIAL RESULTS

REVENUES

State Sources	2,208,160
Federal Sources	933,325
Local Sources	<u>484,111</u>
TOTAL REVENUES	3,625,596

EXPENSES

Salaries and Wages	1,390,739
Employee Benefits	684,895
Purchased Services	573,494
Supplies and Materials	153,541
Capital Outlay	169,087
Other Expenses	<u>92,747</u>
TOTAL EXPENSES	3,064,503

Due to COVID-19, there were no outside fundraising events.

OTHER

Community Service

From the CDF's website (www.childrensdefense.org):

Rooted in the Mississippi Freedom Summer project of 1964, the *CDF Freedom Schools* program is a six-week summer literacy and cultural enrichment program designed to serve children and youth in grades K-12 in communities where quality academic enrichment programming is limited, too expensive, or non-existent. By partnering with schools, faith and community-based organizations, municipalities, colleges and universities, and juvenile detention facilities, we are able to offer this program in these communities at no-cost.

Community Partners

We have continued to maintain and enhance very strong collaborative partnerships with several organizations throughout the community such as Park National Bank, Licking Memorial Health Systems, Owens Coming Fiberglas, Blackfire Engineering, Ltd., State Farm, Kicks Mix, Shiloh Baptist Church, Usborne Books and More, Licking County Library, Downtown Association, Schlaich's Serpents, Service Committees, Campus Commitment Volunteers with COTC/OSU; Foster Grandparents, AmeriCorps mentors and volunteer support in building beautification and garden mentors.

Ohio Revised Code (ORC) 3314.03 (D)(2) specifies that the sponsor of the school must "monitor and evaluate the academic and fiscal performance and the organization and operation of the community school on at least an annual basis."

In its evaluation of the school performance, the Ohio Department of Education Office of School Sponsorship assesses the performance of Par Excellence Academy on each of the required Ohio School Report Card indicators and on performance measures listed in the charter contract.

The Ohio Department of Education Ohio of School Sponsorship monitors the performance of the community schools through our attendance at Par Excellence Academy board meetings, visits to the school, monthly review of financial reports and reviews of academic progress reports along with other reports related to the school's performance.

The Ohio Department of Education Office of School Sponsorship currently sponsors Par Excellence Academy. Par Excellence Academy was generally compliant with the laws, rules, and regulations governing Ohio community schools and we continue to monitor compliance with laws, rules, and regulations throughout the school year. Academically, Par Excellence Academy is progressing towards compliance in academics and we will continue to provide technical assistance and monitoring of school academics.

The Annual Report for Par Excellence Academy related to the performance of the school and all other schools sponsored by the Ohio Department of Education will be posted on www.education.ohio.gov, no later than November 30, 2020.

All Sponsors of community schools in Ohio are required to submit a written report of the evaluation results of the school's academic, financial, organization performance, and the school's legal compliance to the Ohio Department of Education and make the report available to parents of students enrolled in the community school.

Sponsor, Ohio Department of Education

Ohio Revised Code (ORC) 3314.03(D)(2) specifies that the sponsor of school must “monitor and evaluate the academic and fiscal performance and the organization and operation of the community school on at least an annual basis. ”

All Ohio community school sponsors must evaluate each school and submit a written report of school academic, financial, organizational performance, and legal compliance to the Ohio Department of Education and make the report available to the parents of students enrolled in the community school.

The Ohio Department of Education, Office of Ohio School Sponsorship evaluates its sponsored schools on the performance of Ohio School Report Card indicators and on performance measures as listed in the school’s community school Contract.

The Office of Ohio School Sponsorship monitors the performance of its sponsored community schools through attendance at governing board meetings, on-site visits and through review of compliance surveys, monthly financial reports, and other reports related to the school’s academic, financial and operational performance to ensure compliance with rule and law.

Due to COVID-19, the state of Ohio report cards for the 2020-2021 school year are unable to report the letter grades or ratings, therefore are not available.

Districts and schools report information for the Ohio School Report Cards on specific marks of performance, called measures, within broad categories called components. They receive grades for up to 10 measures and six components. The 2020-2021 report card will not have grades or ratings. Limited data is available due to the coronavirus pandemic and ordered school-building closure.